


PAJUNK®



SonoPlex® II

*Echogenic, Stimulating Single Shot
Nerve Block Needles*



The Echogenic Needle with a New Hub

SonoPlex needles were especially developed by PAJUNK® for single shot nerve block applications, allowing for placement under ultrasound and stimulation techniques (Dual Guidance). As the leading echogenic nerve block needle globally, the SonoPlex includes the patented Cornerstone Reflectors for best needle echogenicity possible, irrespective of the insertion angle. The next generation SonoPlex II combines the proven needle shaft and needle tip visibility with a newly optimised needle hub.

→ Combination of ultrasound and stimulation guided procedures (Dual Guidance) for optimised patient safety



INDEPENDENT STUDIES

The Best Needle on the Market

- ▶ SonoPlex has the highest overall visibility on the market^{1,4}
- ▶ Significantly higher visibility at steep angles⁵
- ▶ Proven by independent studies^{1,4,5}

Removable Stimulation Cable

Easy removal of stimulation cable while keeping the system sterile

→ Allows for more flexibility to match user preferences

Non-Removable Injection Tubing

- Closed system
- No leakage

Colour-Coded Needle Hub

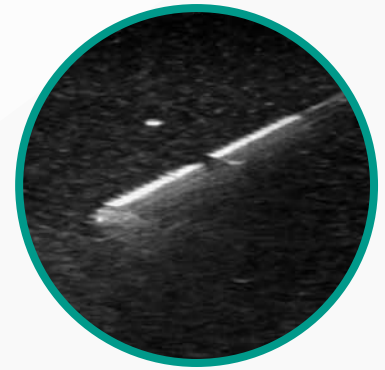
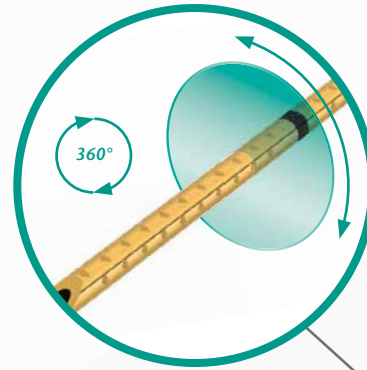
→ Easy identification of needle size



Cornerstone Reflectors

360 degree graduations on the first 20 mm of the needle


- Optimised ultrasound visibility of needle shaft and needle tip¹
- Reliable and optimised needle visualisation at any angle^{2,3}



NanoLine® Coating

Very thin polymer film, smooth surface, accurate inner and outer diameter

- Excellent puncture and gliding properties through smooth surface
- Improves visibility under ultrasound³
- Precise stimulation through the non-insulated needle tip



Depth Markings

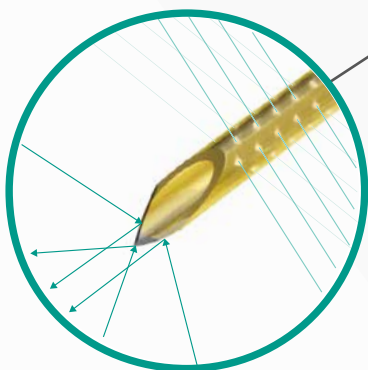
- Easy to read and identify

Facet tip

Echogenic Needle Tip

Facet tip with two inclination angles

- Improves needle tip visibility under ultrasound



Also available in NRFit®

1. Fuzier R, et al. The echogenicity of nerve blockade needles. *Anesth.* 2015; 70: 462-466
 2. Uppal V, et al. Effect of beam steering on the visibility of echogenic and non-echogenic needles: a laboratory study. *Can. J. Anesth.* 2014 Oct; 61(10): 909-915
 3. Hebard S, Hocking G. Echogenic technology can improve needle visibility during ultrasound-guided regional anesthesia. *Reg. Anesth. Pain Med.* 2011 March-April; 36(2): 185-189
 4. Sviggum, H. P.; Ahn, K.; Dilger, J. A.; Smith, H. M. Needle Echogenicity in Sonographically Guided Regional Anesthesia. In *Journal of ultrasound in medicine: official journal of the American Institute of Ultrasound in Medicine* 2013: 143-148
 5. Hebard S, Hocking G, Murray, K. Two-dimensional mapping to assess direction and magnitude of needle tip error in ultrasound-guided regional anaesthesia. *Anaesth. and intensive care* 2011; 39: 1076-1081

SonoPlex® II

SonoPlex II needle
with facet tip

Size	Item no.	NRFit® Item no.	PU
22G x 40 mm (1 5/8")	001285-70	001265-70	10
22G x 50 mm (2")	001285-74	001265-74	10
22G x 80 mm (3 1/4")	001285-71	001265-71	10
21G x 100 mm (4")	001285-77	001265-77	10
20G x 120 mm (4 3/4")	001285-72	001265-72	10
20G x 150 mm (6")	001285-76	001265-76	10

SonoPlex II needle
with facet S tip

Size	Item no.	NRFit Item no.	PU
25G x 50 mm (2")	001287-81	001267-81	10
24G x 40 mm (1 5/8")	001287-78	001267-78	10
24G x 50 mm (2")	001287-85	001267-85	10
22G x 40 mm (1 5/8")	001287-70	001267-70	10
22G x 50 mm (2")	001287-74	001267-74	10
22G x 80 mm (3 1/4")	001287-71	001267-71	10
21G x 100 mm (4")	001287-77	001267-77	10
20G x 120 mm (4 3/4")	001287-72	001267-72	10
20G x 150 mm (6")	001287-76	001267-76	10

SonoPlex II needle
with SPROTTE® tip

Size	Item no.	NRFit Item no.	PU
22G x 50 mm (2")	001285-31G	001265-31G	10
22G x 90 mm (3 1/2")	001285-31J	001265-31J	10



AVAILABLE OPTIONS

**Additional needles
for single shot nerve blocks:**

- ▶ **SonoBlock II**
Echogenic, non-stimulating single shot nerve block needle, NanoLine® Coating
- ▶ **SonoTAP® II**
Echogenic, non-stimulating single shot plane block needle

More information at: pajunk.com



Scan now!

PAJUNK® GmbH Medizintechnologie
Global Headquarters
Karl-Hall-Straße 1
78187 Geisingen, Germany
Tel.: +49 7704 9291-0
Fax: +49 7704 9291-600
info@pajunk.com
pajunk.com

PAJUNK® Medical Produkte GmbH
Central Europe
Karl-Hall-Straße 1
78187 Geisingen, Germany
Tel.: +49 7704 8008-0
Fax: +49 7704 8008-150
info@pajunk.com
pajunk.de & pajunk.eu

PAJUNK® Swiss AG
Switzerland
Neuhofstrasse 5A
6340 Baar, Switzerland
Tel.: +41 417 609 627
info@pajunk.ch
pajunk.ch

PAJUNK® Medical System L.P.
United States of America
4575 Marconi Drive
Alpharetta, GA 30005, USA
Tel.: +1 888 972 5865
Fax: +1 678 514 3388
info@pajunk-usa.com
pajunkusa.com

PAJUNK® UK Medical Products Ltd
United Kingdom
Unit D1 The Waterfront
Goldcrest Way, Newburn Riverside
Newcastle upon Tyne, NE15 8NY, UK
Tel.: +44 191 264 7333
info@pajunk.co.uk
pajunk.co.uk